





# So... your agency is interested in obtaining access to the Vehicle Probe Project (VPP) Data? Now what do you do?

## Quick Start Sheet

First, check to see if the roads in which you are interested are covered by the VPP. Contact Kathy Frankle (UMD) at [kfrankle@umd.edu](mailto:kfrankle@umd.edu) to find out. Then, apply the following steps to gain access to ANY data within the VPP.

**NOTE: ONCE ANY DATA IS PURCHASED UNDER THE VPP CONTRACT, EVERY MEMBER AGENCY HAS FULL RIGHTS TO ACCESS AND USE IT REGARDLESS OF THEIR LOCATION.**





Step 1	Step 2
<p><b>Not a member of the I-95 Corridor Coalition? Your agency first needs to become one.</b></p> <p>Send an e-mail to Trish Hendren requesting membership in the I-95 Corridor Coalition (please copy Patty Reich). Eligibility requirements are provided on the <a href="#">Member Eligibility section of the Coalition website</a>. You will receive a response in less than one week.</p> <p>Dr. Patricia Hendren <a href="mailto:phendren@i95coalition.org">phendren@i95coalition.org</a></p> <p>Patty Reich <a href="mailto:preich1@i95coalition.org">preich1@i95coalition.org</a></p> <div style="text-align: center;">  <p><b>I-95 Corridor Coalition</b> <i>Beyond Boundaries</i></p> </div>	<p><b>Execute a Data Use Agreement</b> to use the Vehicle Probe Project Data</p> <p>Signing the Data Use Agreement (DUA) does NOT commit you to purchasing data – it simply extends the data license to your jurisdiction. Click here for the <a href="#">DUA</a>.</p> <p>Completed DUAs should be submitted to Karen Swick (UMD) at <a href="mailto:kswick@umd.edu">kswick@umd.edu</a>. Processing of DUAs could take up to 2 weeks as multiple legal entities must counter-sign the agreement.</p> <p>Questions regarding VPP contracts or DUAs should be sent to <a href="#">Kathy Frankle</a>.</p> <div style="text-align: center;">  </div>

**Please note that Steps 1 & 2 need to be completed only once per organization. Universities and consultants are not eligible for Coalition membership; however, universities and consultants working for a Coalition member on a project requiring access to VPP data may be granted access for that specific project. Please work with your agency to obtain the needed approval and complete 'Attachment A' along with the [Data Use Agreement](#).**



# So....now that I have a Signed Data Use Agreement, what do I do? Access the Real-time Data? Access Archived Data, PM Analytics, Real-time Visualizations?

## Quick Start Sheet

If you want to Access Real-time Data <u>only</u> :	If you want Access to Archived Data, Performance Measurement Analytics, and Real-time Visualizations:
These steps will allow you to gain access to the vendor/s monitoring site and data feeds (Note this is vendor specific):	These steps will allow you to gain access to RITIS & the PDA Suite:
<p><b>For INRIX:</b> Go to the <a href="#">INRIX monitoring site</a> and create an account. INRIX will verify that your agency has executed a DUA for the VPP and send you access information via email within 2 business days. Download the <a href="#">VPPII Interface Guide for INRIX</a> for more information on real-time data feed integration. Questions for INRIX? Contact Rick Schuman at 407-298-4346 or <a href="mailto:rick@inrix.com">rick@inrix.com</a>. </p>	<p>1) First, create a <a href="#">RITIS account</a> – you will need to create a RITIS account through this link to gain access to RITIS and/or the Probe Data Analytics (PDA) Suite. Note: your RITIS account will not include access to the PDA Suite until you have submitted a completed DUA from step 2 on the prior page.</p> <p>2) After you have requested an account, the UMD’s CATT Lab will verify your information and send an email with a link to activate your account. Please remember the username and password with which you register; you will not be able to activate your account without them. <b>These credentials will enable you to access <u>both</u> RITIS and the PDA Suite.</b></p> <p>You are now able to Login to the <a href="#">RITIS website</a> which provides you access to the <a href="#">PDA Suite</a></p> <p>You are encouraged to view these <a href="#">video tutorials of the PDA Suite</a>.</p> <p>Please contact <a href="mailto:support@ritis.org">support@ritis.org</a> with any questions.</p> <div style="text-align: center;">  <span style="font-size: 2em; vertical-align: middle;">+</span> <div style="display: inline-block; vertical-align: middle; text-align: center;"> <p>PROBE DATA ANALYTICS SUITE</p>  </div> </div> <p style="font-size: 0.8em; margin-top: 5px;">Real-time Data, Situational Awareness &amp; Analytics Platform</p>
<p><b>For HERE:</b> To obtain information on their monitoring site or project interface guide, or if you have any other questions, contact Rick Ayers at 703-989-3221 or <a href="mailto:rick.ayers@here.com">rick.ayers@here.com</a></p> <div style="text-align: right; font-size: 2em; color: blue; transform: rotate(-45deg); opacity: 0.5;">here</div>	
<p><b>For TomTom:</b> To obtain information on their monitoring site or project interface guide, or if you have any other questions, contact John Auble at 617.640.7897 or <a href="mailto:john.auble@tomtom.com">john.auble@tomtom.com</a>.</p> <p>Download the <a href="#">VPPII Interface Guide for TomTom</a> for more information on real-time data feed integration.</p> <div style="text-align: right;">  </div>	
<p><b>Please note that the steps listed above for access to data or to the PDA Suite will need to be completed for <u>each person</u> within the organization who is seeking access. (Subsequent account registrations will be automatically approved.)</b></p>	