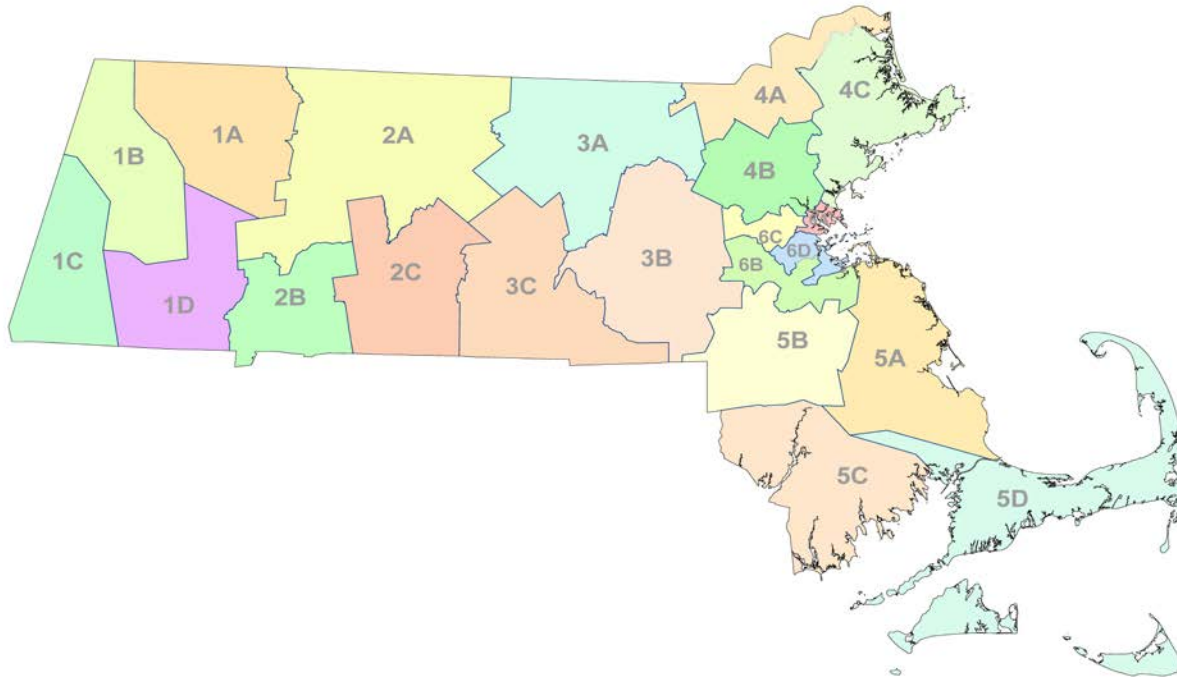


Responding to Forecasted Significant Events

Boston 2015 Blizzard(s)

Snow and Ice Operations

- 6 Districts, dived into sub districts
- 150 Depots (material storage locations)
- 15,000 Lane Miles (that is maintenance lane miles which includes ramps and breakdown lanes)



Snow and Ice Operations

- 700+ MassDOT personnel. Staff from non-maintenance departments perform snow and ice duties when needed
- 4000+ Pieces of Snow Fighting Equipment, MassDOT and Vendor


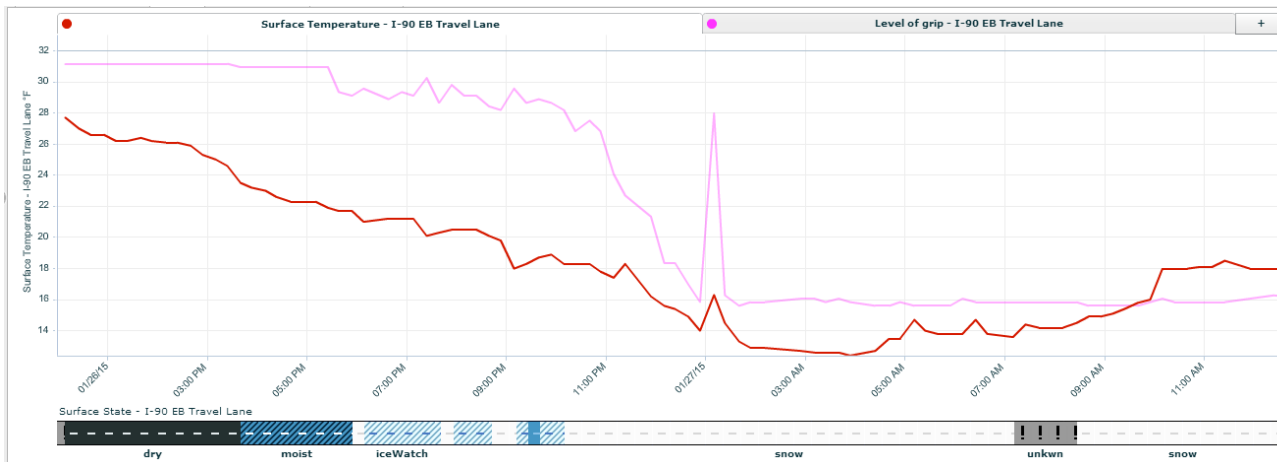


- 380,000 ton capacity Salt (Sodium chloride)
- 1,000,000 gallon capacity Liquid deicers (MgCl and Blended Brine)

Snow and Ice Operations

Storm Operations

- Depots monitor road and weather conditions and deploy equipment as needed
- 6 regional storm desks manage district snow and ice operations
- HOC Storm desk reports conditions/activities and coordinates across all districts.



2014/2015 Winter Season



November

Mon	Tue	Wed	Thu	Fri	Sat	Sun
					1	2
3	4	5	6	7	8	9
10	11	12	13	14	15	16
17	18	19	20	21	22	23
24	25	26	27	28	29	30

December

Mon	Tue	Wed	Thu	Fri	Sat	Sun
1	2	3	4	5	6	7
8	9	10	11	12	13	14
15	16	17	18	19	20	21
22	23	24	25	26	27	28
29	30	31				

January 2015

S	M	T	W	T	F	S
				1	2	3
4	5	6	7	8	9	10
11	12	13	14	15	16	17
18	19	20	21	22	23	24

2014/2015 Winter Season



January 2015						
S	M	T	W	T	F	S
				1	2	3
4	5	6	7	8	9	10
11	12	13	14	15	16	17
18	19	20	21	22	23	24
25	26	27	28	29	30	31

Forecasts for January 26th & 27th

- 24 – 30"
- 2-4" per hour with periods of 4-6" per hour.
- 3 to 5 foot snow drifts
- Several hours of white out conditions during commutes

Travel Ban – State of Emergency

- Issued in coordination with public transit, emergency agencies and hospitals
- Media and messaging key to getting the word out.
- Lifted within 36 hours
- 1/28/2015 back to normal operations

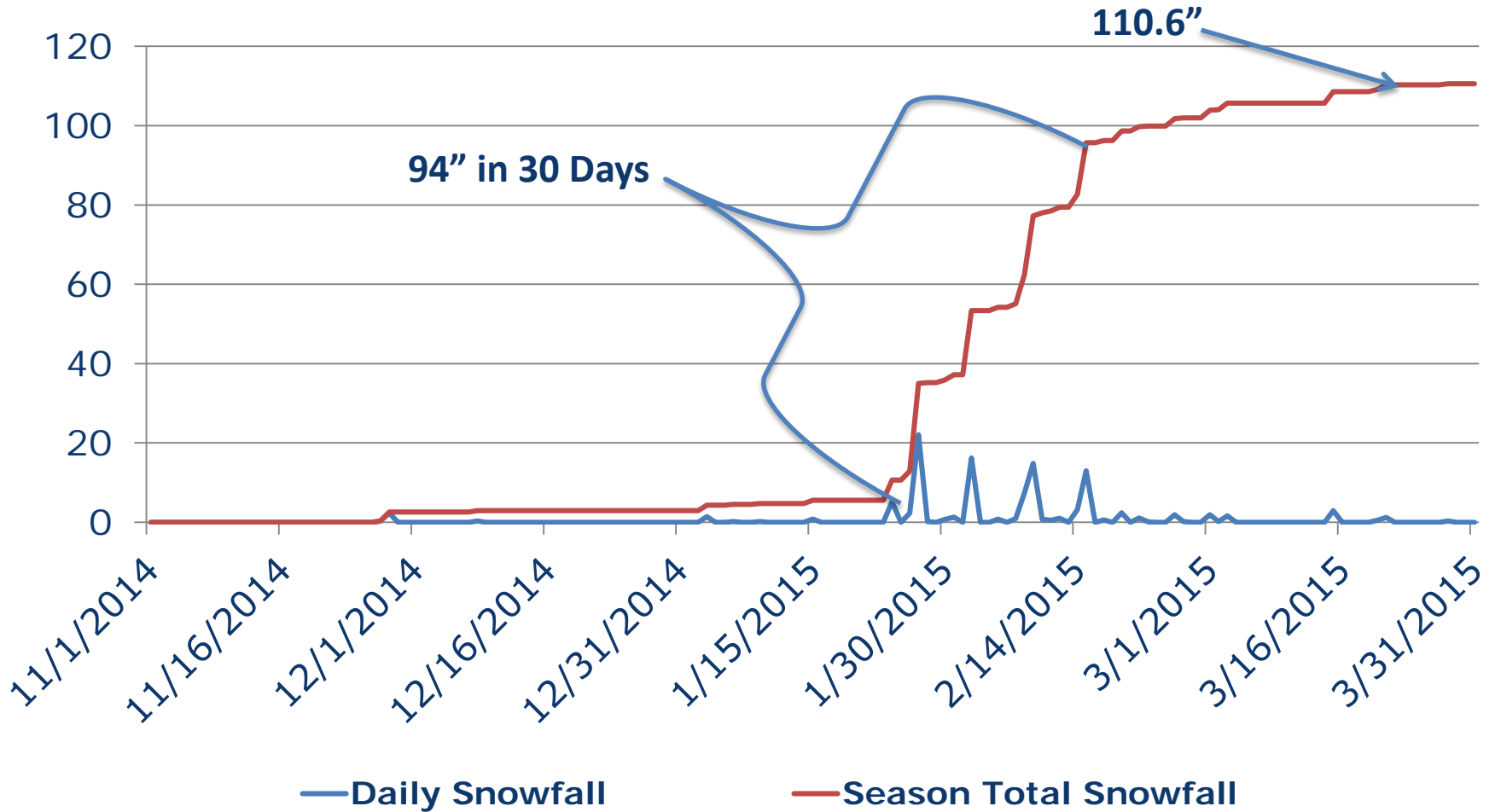
2014/2015 Winter Season



January 2015						
S	M	T	W	T	F	S
				1	2	3
4	5	6	7	8	9	10
11	12	13	14	15	16	17
18	19	20	21	22	23	24
25	26	27	28	29	30	31

February 2015						
S	M	T	W	T	F	S
1	2	3	4	5	6	7
8	9	10	11	12	13	14
15	16	17	18	19	20	21
22	23	24	25	26	27	28

2014/2015 Winter Season Boston Season Snowfall



2014/2015 Winter Season



- 4 Emergency personnel only days.
- Multiple requests to support cities and towns with snow removal and materials.
- Emergency purchase of Snow Melters.
- Allowed Cites/towns to Dump Snow into the ocean with permit.
- Search for snow farms.
- Support of MBTA with Snow removal at stations and on tracks.
- Massachusetts initiated a request for assistance through Emergency Management Assistance Compact (EMAC).

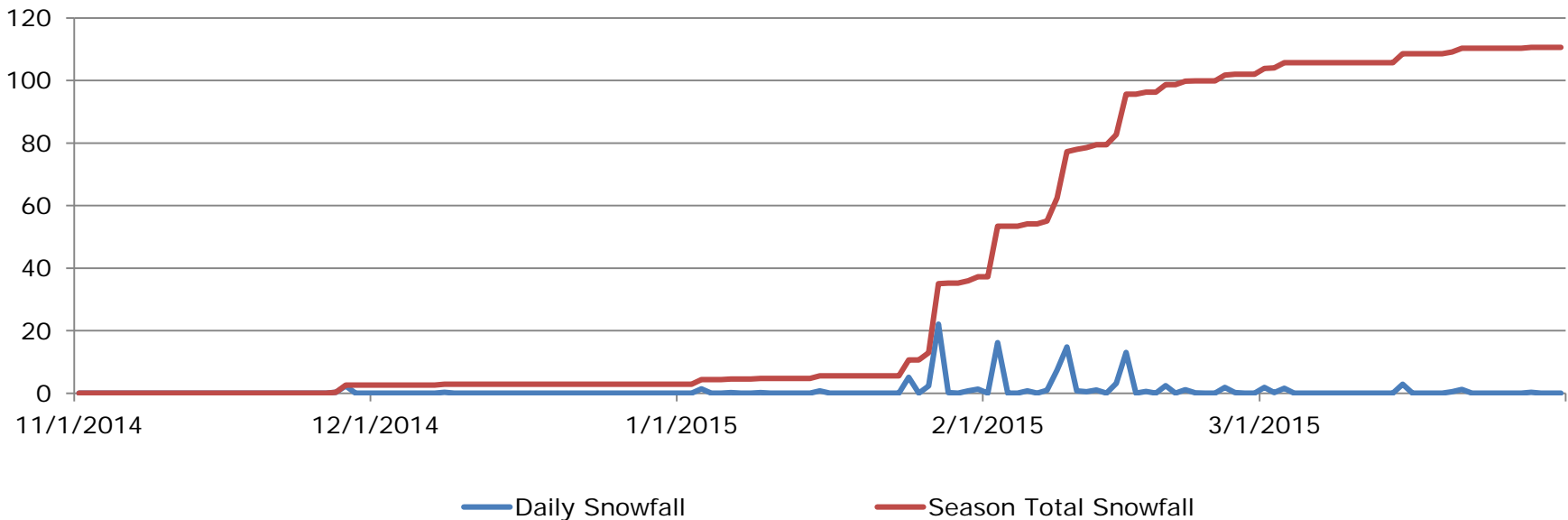
FY2015 Winter Summary



Snow Fall

- Historic Winter Season
- Boston area's snowiest winter, 110.6" Average is 43.5 inches.
- 2 of the top ten storms recorded
- The snowiest 10, 15, 20, 30 & 40 day period.
- 43 consecutive days the temperature did not go above 40, a new record

Boston 2014/2015 Season Snowfall



FY2015 Winter Summary



Snow Removal

- 700,000 hours plowing, spreading material and removing snow.
- 600,000+ tons of salt used
- 1,600,000+ Gallons of liquid deicer used
- 31 storm events that effected over half the state
- 17.5 billion cubic feet of snow removed from MassDOT roadways.
- Total Cost of \$ 167 Million