

TRAA VEHICLE IDENTIFICATION GUIDE[®]

CLASS 1 • LIGHT-DUTY • (6,000 lbs. or less GVW - 4 tires)*



CLASS 2 • LIGHT-DUTY • (6,001 - 10,000 lbs. GVW - 4 tires)*



Classes 1 and 2 include passenger vehicles, light trucks, minivans, full size pickups, sport utility vehicles and full size vans.

CLASS 3 • MEDIUM-DUTY • (10,001 - 14,000 lbs. GVW - 6 tires or more)*



CLASS 4 • MEDIUM-DUTY • (14,001 - 16,000 lbs. GVW - 6 tires or more)*



CLASS 5 • MEDIUM-DUTY • (16,001 - 19,500 lbs. GVW - 6 tires or more)*



CLASS 6 • MEDIUM-DUTY • (19,501 - 26,000 lbs. GVW - 6 tires or more)*



Classes 3 through 6 include a wide range of mid-size vehicles, delivery trucks, utility vehicles, motorhomes, parcel trucks, ambulances, small dump trucks, landscape trucks, flatbed and stake trucks, refrigerated and box trucks, small and medium school and transit busses.

CLASS 7 • HEAVY-DUTY • (26,001 - 33,000 lbs. GVW - 6 tires or more)*



CLASS 8 • HEAVY-DUTY • (33,001 lbs. and over GVW - 10 tires or more)*



Classes 7 and 8 include a wide range of heavy vehicles, large delivery trucks, motor coaches, refuse trucks, cement mixers, all tractor trailer combinations including double trailers.

Information Needed To Correctly Dispatch Towing and Recovery Units:

- Year, Make and Model of Vehicle to be Towed or Recovered
- DOT Classification (Class 1 – 8 based on GVW)
- Location of Vehicle
- Type of Tow (impound, accident, recovery motorist assist, etc.)
- Additional Vehicle Information
 - 2 wheel drive, 4 wheel drive, all wheel drive
 - damage to vehicle, tire condition
 - vehicle loaded or empty
 - cargo contents
 - does the vehicle have a trailer
 - are the keys with the vehicle

Note: Any vehicle may carry hazardous materials. Advise if placarded.

*** Note:** The Gross Vehicle Weight Rating (GVWR) of the vehicle to be towed or recovered can be found on the identification label on the vehicle's driver's side doorframe. The number of pounds listed on the label can then be compared with the DOT Classification Vehicle Type Chart for the correct DOT class.

Law enforcement communications with towing and recovery operators describing an incident and the vehicles involved can insure quick and efficient clearing of these scenes and less disruption to traffic flow. In an effort to standardize communications, the towing industry is adopting the federal vehicle class standards as outlined herein.

VIN CODES

The year of the vehicle is critical information for towing operators in order for them to reference correct towing procedures. The diagrams on the front are examples of classifications. The following information about vehicle identification numbers affixed to the chassis will help determine the vehicle's year. As noted, the vehicle's year, identified by a letter or number in the VIN sequence, is the eighth character from the right.

1P8ZA1279SZ215470


EXAMPLE 1995 VIN NUMBER: _____ ↑

1980.....A	1987.....H	1994.....R	2001.....1	2008.....8
1981.....B	1988.....J	1995.....S	2002.....2	2009.....9
1982.....C	1989.....K	1996.....T	2003.....3	2010.....A
1983.....D	1990.....L	1997.....V	2004.....4	2011.....B
1984.....E	1991.....M	1998.....W	2005.....5	2012.....C
1985.....F	1992.....N	1999.....X	2006.....6	
1986.....G	1993.....P	2000.....Y	2007.....7	

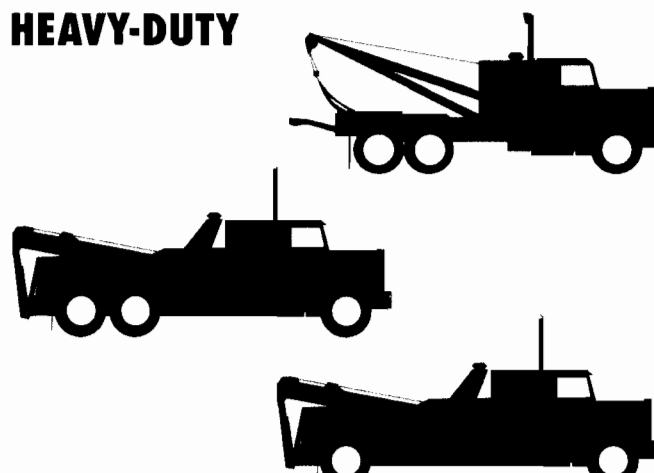
TOW TRUCK/CAR CARRIER CLASSIFICATION

LIGHT-DUTY

TOW TRUCK CAR CARRIER




HEAVY-DUTY




MEDIUM-DUTY


TOW TRUCK



CAR CARRIER



LOW BOY TRAILER



Illustrations: © T.T. Publications and Vehicle Identification Guide: © TRAA